

Overdose Data to Action Cuyahoga County, Ohio

Cuyahoga County Board of Health &
Begun Center, Case Western Reserve University

Overdose data surveillance is intended to generate insight to drive more effective prevention and response activities by providing timely dissemination of drug overdose related trends.

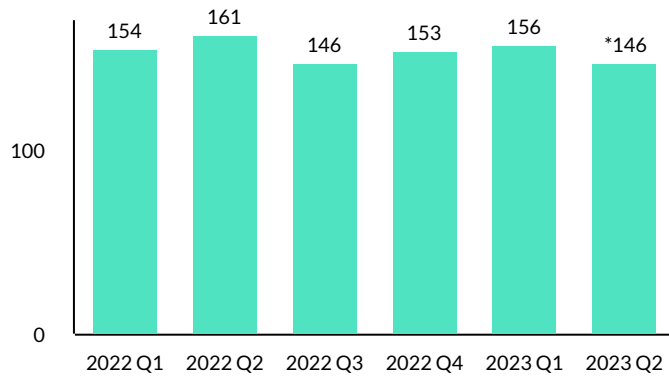


Overdose Deaths

Total Drug Related OD Deaths

Cuyahoga County Medical Examiner's Office Records

↓ 6.4%



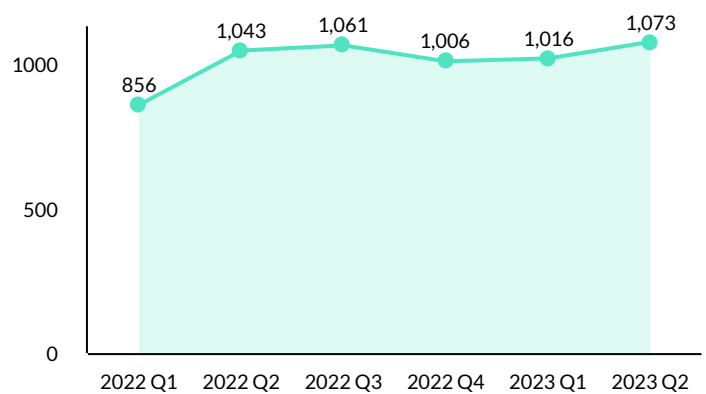
*These data are preliminary and subject to change.



Emergency Room Visits

Suspected Drug ODs in ERs

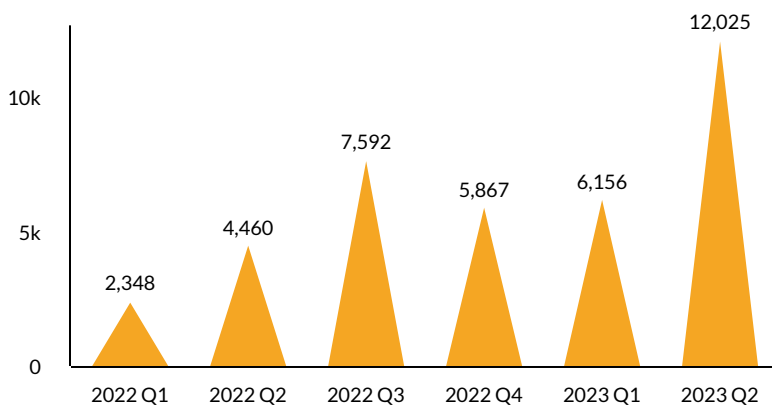
↑ 5.6%



Project DAWN

Naloxone Kits Distributed

↑ 95.3%



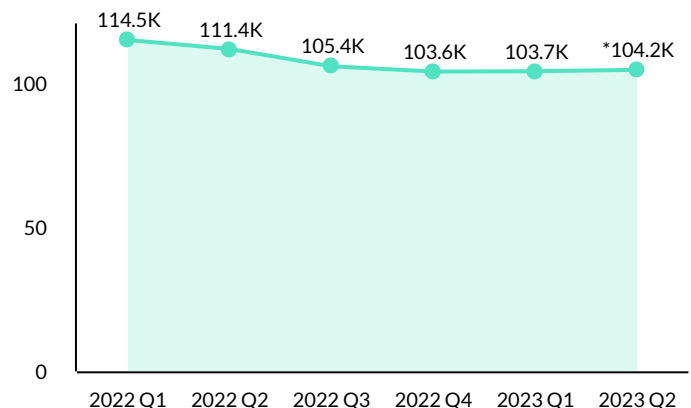
These data represent state registered Project DAWN programs distributing naloxone in Cuyahoga County. It is not required to register as a Project DAWN program to distribute naloxone in Ohio.



Opioid Prescribing

Opioid Prescriptions Dispensed in
Cuyahoga County, OH

↑ .5%



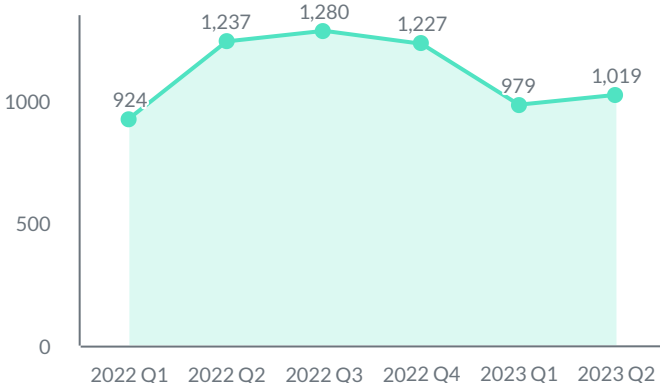
*The number of opioid prescriptions dispensed will likely increase as data continues to be reported to the Board of Pharmacy



EMS Naloxone

Number of Naloxone Doses Administered

↑ 4.1%

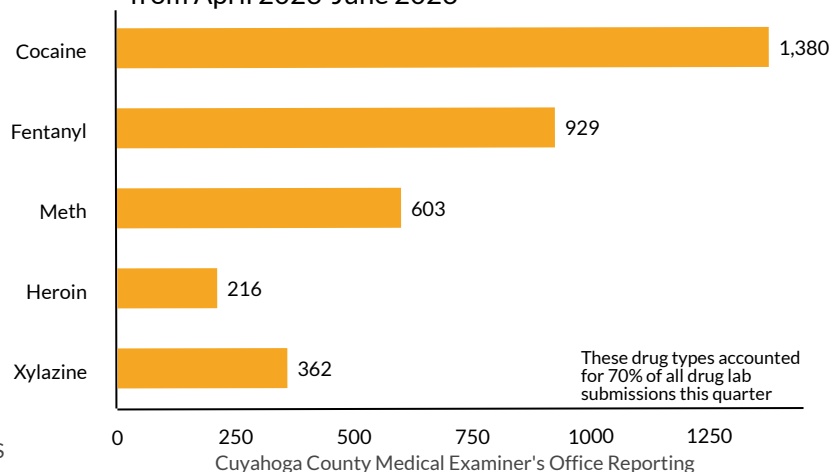


EMS Naloxone administrations are provided by agencies reporting to Ohio EMS



Drug Seizure & Lab Testing

Number of Lab Submissions by Drug Types
from April 2023-June 2023



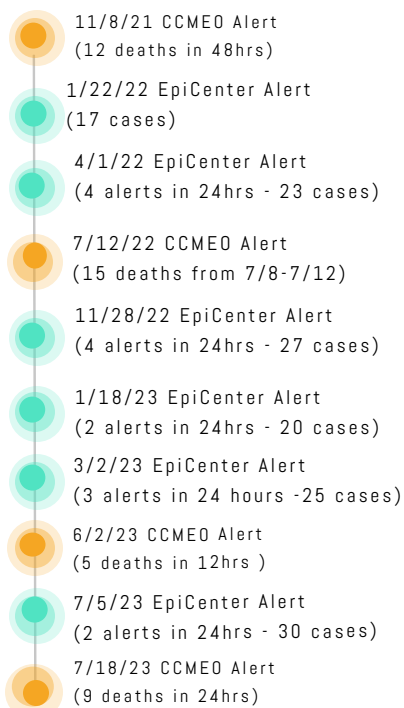
These drug types accounted for 70% of all drug lab submissions this quarter

Cuyahoga County Medical Examiner's Office Reporting



Overdose Alert Periods

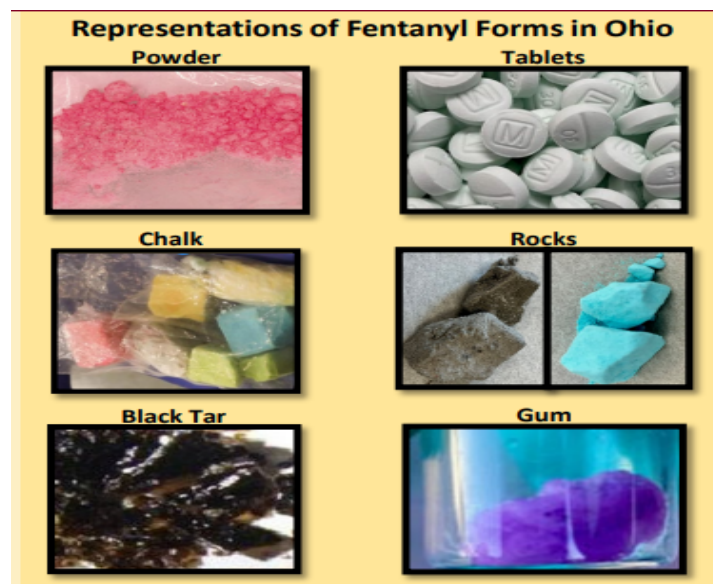
(November 2021 - Present)



The overdose alert periods are a combination of non-fatal overdose anomaly (spike) detections reported by the Cuyahoga County Board of Health, also known as EpiCenter Alerts, and fatal overdose public health alerts issued by the Cuyahoga County Medical Examiner's Office, shown on a timeline.



Highlight



On April 14th, 2023, the Ohio Narcotics Intelligence Center (ONIC) released a bulletin informing the public that the variety of fentanyl forms encountered in Ohio continues to evolve and change. Six different forms have been reported to ONIC, those being: powder, tablets/pills, chalk, rock, black tar, and gum. The various forms reported contained fentanyl mainly mixed with other substances. Due to the variety of colors, forms, and packaging, it may not be immediately apparent that a substance contains fentanyl, so caution is recommended to any individuals who may be in the vicinity of drugs or drug activity. Naloxone and fentanyl test strips are both effective tools to increase harm reduction and limits the potential for an unintended exposure/overdose due to fentanyl. For more information, visit the ONIC bulletin link below:

[ONIC Fentanyl Forms Bulletin](#)



Important Findings / Trends

Increases or decreases are from Q1 2023 to Q2 2023 unless otherwise stated.
2023 data are preliminary and subject to change

U.S. Customs and Border Protection (CBP) Drug Seizures:

CBP data for seized fentanyl, for 2023, shows that numbers are **sustained at very high levels**. The amount of fentanyl seized in 2023 has been more than amounts seized in 2020, 2021, and 2022.¹

Quarter over Quarter:

Overall, fatal overdoses decreased slightly by 6.4% over the last quarter. There were zero carfentanil related deaths in quarter 2 of 2023.² There was a slight increase of 5.6% for persons presenting to emergency departments for suspected drug overdose.³

There was a very slight increase (.5%) in opioid prescribing this quarter.⁴ There was a 95.3% increase in the number of Project DAWN naloxone kits distributed in quarter 2 of 2023; additional Project DAWN sites were added in Cuyahoga County this year, so the increase may be due to this.⁵ EMS naloxone administrations also increased by 4.1%.⁶

From April to June 2023, cocaine ranked highest in the number of lab submissions (1,380) to the Cuyahoga County Regional Forensics Science Lab (CCRFSL), followed by fentanyl (929). Cocaine increased by 38% and fentanyl increased by more than half (56%) from last quarter, methamphetamine lab submissions increased by 29%, and heroin lab submissions increased by 4% from last quarter.² The CCRFSL is seeing an increase in xylazine drug seizures; we will now monitor xylazine lab submissions along with the other drug types listed above. Xylazine increased by 112% from last quarter.

Statement from the CCMEQ:

"Based on midyear estimates, the Cuyahoga County Medical Examiner's Office is projecting 716 overdose deaths will occur in Cuyahoga County in 2023."

Cuyahoga County Board of Health

<https://www.ccbh.net/overdose-data-dashboard/>

Data Sources and Notes:

- 1 U.S. Customs and Border Protection (CBP) Drug Seizures. Drug Seizure Statistics. <https://www.cbp.gov/newsroom/stats/drug-seizure-statistics>
- 2 Heroin and Fentanyl Related Deaths in Cuyahoga County. August 2023 Update. Cuyahoga County Medical Examiner's Office. Available at https://cuyahogacms.blob.core.windows.net/home/docs/default-source/me-library/heroin-fentanyl-cocaine-deaths/2023/aug2023-heroinfentanyl.pdf?sfvrsn=2ade46bd_3
- 3 Emergency Department Visits for Suspected Drug Overdose Among Cuyahoga County Residents. EpiCenter. Ohio Department of Health. Data used for this report is accessed by the Cuyahoga County Board of Health. Similar data is available to the public at <https://odh.ohio.gov/know-our-programs/violence-injury-prevention-program/Suspected-OD-Dashboard2>
- 4 Ohio Automated Rx Reporting System. Ohio Board of Pharmacy. Available <https://www.ohiopmp.gov/County.aspx>
- 5 Ohio Department of Health, Violence and Injury Prevention Section - Project DAWN Monthly Distribution Logs. Analyzed by Cuyahoga County Board of Health.
- 6 Ohio EMS. Naloxone Administration Doses, by County. "Naloxone Watch" Available <https://www.ems.ohio.gov/#gsc.tab=0>