

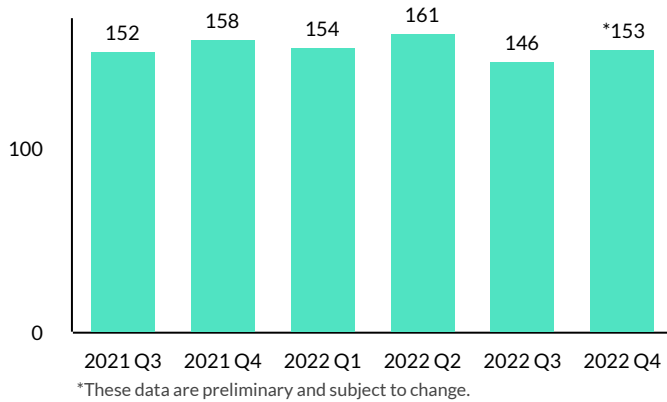
Overdose Data to Action Cuyahoga County, Ohio

Cuyahoga County Board of Health & Begun Center, Case Western Reserve University

Overdose data surveillance is intended to generate insight to drive more effective prevention and response activities by providing timely dissemination of drug overdose related trends.

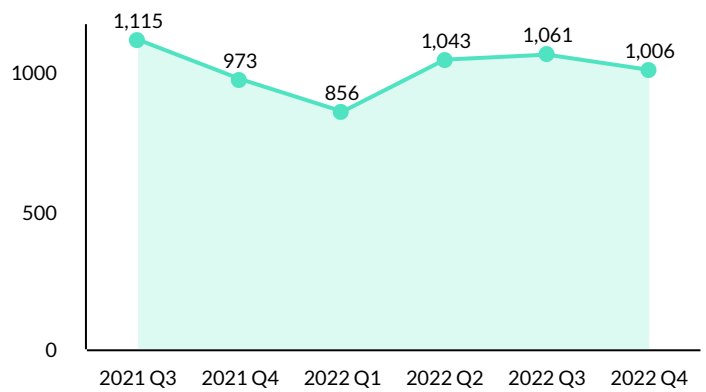
Overdose Deaths ↑ 4.8%

Total Drug Related OD Deaths
Cuyahoga County Medical Examiner's Office Records



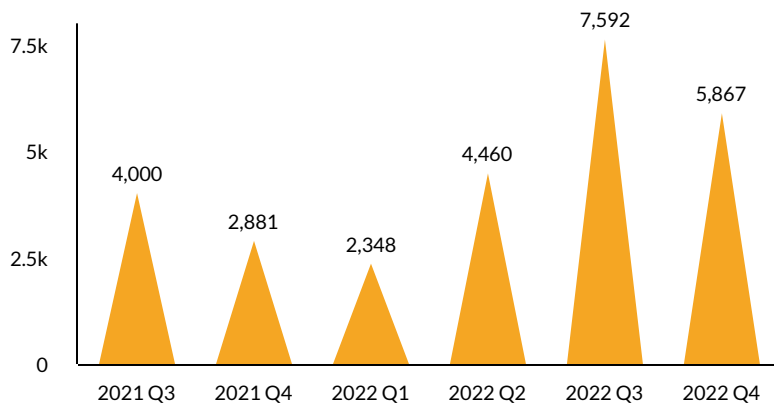
Emergency Room Visits ↓ 5.2%

Suspected Drug ODs in ERs



Project DAWN ↓ 22.7%

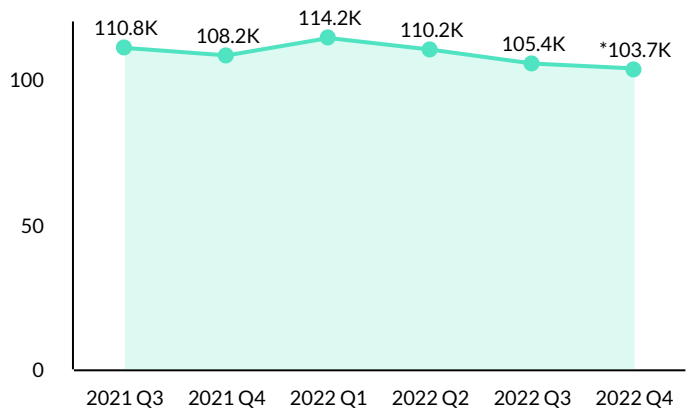
Naloxone Kits Distributed



These data represent state registered Project DAWN programs distributing naloxone in Cuyahoga County. It is not required to register as a Project DAWN program to distribute naloxone in Ohio.

Opioid Prescribing ↓ 1.6%

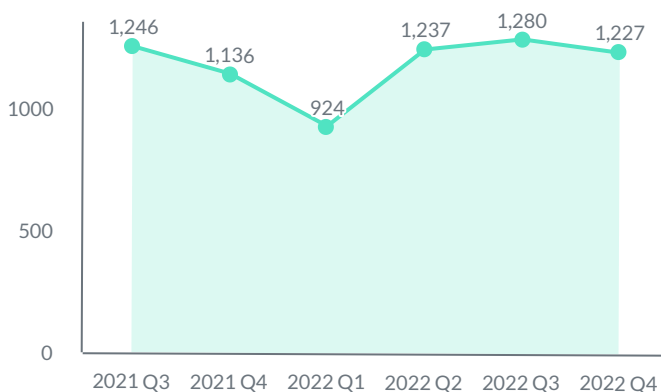
Opioid Prescriptions Dispensed in Cuyahoga County, OH



*The number of opioid prescriptions dispensed will likely increase as data continues to be reported to the Board of Pharmacy

EMS Naloxone ↓ 4.1%

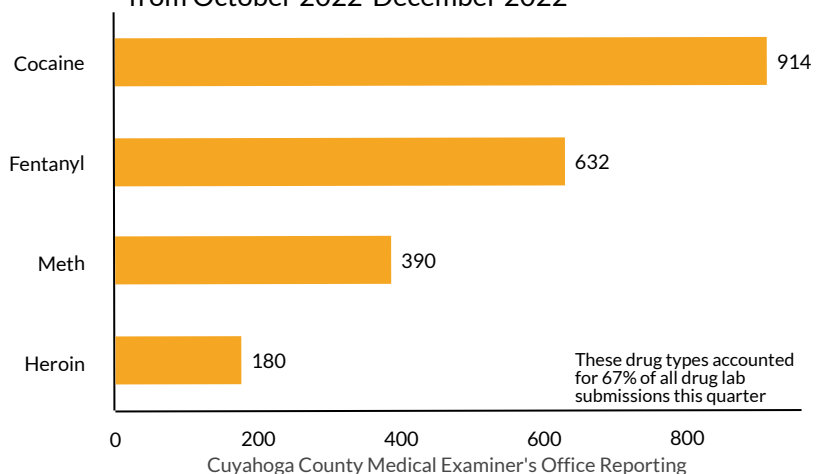
Number of Naloxone Doses Administered



EMS Naloxone administrations are provided by agencies reporting to Ohio EMS

Drug Seizure & Lab Testing

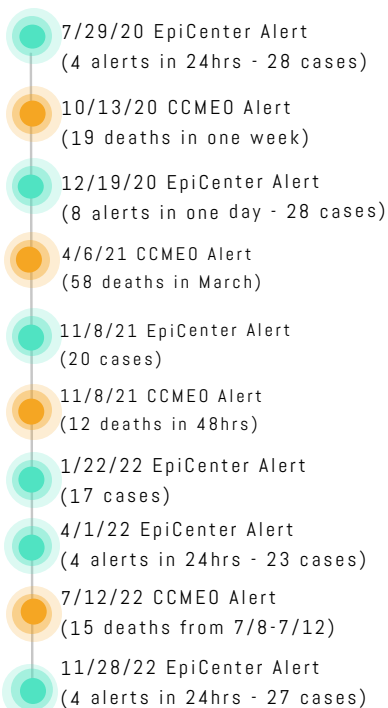
Number of Lab Submissions by Drug Types from October 2022-December 2022





Overdose Alert Periods

(July 2020 - Present)



The overdose alert periods are a combination of non-fatal overdose anomaly (spike) detections reported by the Cuyahoga County Board of Health, also known as EpiCenter Alerts, and fatal overdose public health alerts issued by the Cuyahoga County Medical Examiner's Office, shown on a timeline.



Emerging Trend

Ohio Substance Abuse Monitoring Network (OSAM)

Reported Change in Availability of Fentanyl during the Past 6 Months			
Region	Current Availability	Availability Change	BCI Fentanyl Case Incidence Change
Akron-Canton	High	No Consensus	Increase
Athens	High	No Consensus	Increase
Cincinnati	High	No Change	Increase
Cleveland	High	Increase	Increase
Columbus	High	Increase	Increase
Dayton	High	No Change	Increase
Toledo	High	No Consensus	Increase
Youngstown	High	No Change	Increase

Surveillance of Fentanyl Use Trends in the State of Ohio From Jan. 2022 - June 2022

According to OSAM's newest drug report, released in December, availability of fentanyl in the Cleveland region has increased during the reporting period. Respondents reported an excess supply of fentanyl across Ohio. The report states that due to the excess supply, "drug dealers have been creating demand for fentanyl by cutting (adulterating) almost every other drug with it." The report also includes that consumers of illicit drugs noted that, "the assumption should be that fentanyl is in everything." Interviewed treatment providers commented that "[Fentanyl] is in everything so [people who use drugs] are getting addicted to [fentanyl] from other drugs; high potency and relative inexpensiveness are driving fentanyl's current high demand." Treatment providers reported an increase in clients: a) reporting regular use of fentanyl, b) fentanyl as their drug of choice, c) having experienced a fentanyl overdose recently, and d) drug testing positive for fentanyl. Both the Ohio Bureau of Criminal Investigation (BCI) crime labs and the Cuyahoga County Regional Forensic Science Lab (CCRFSL) (Cleveland region) reported that the number of fentanyl and fentanyl analogue cases they process also increased during the reporting period.

Source: OSAM Drug Trend Report June 2022 PDF



Important Findings / Trends

Increases or decreases are from Q3 2022 to Q4 2022 unless otherwise stated. 2022 data are preliminary and subject to change

Counterfeit Prescription Pill Presence in Cuyahoga County:

Cuyahoga County law enforcement personnel continue to report prescription opioid pills as a cause of suspected drug overdoses. Counterfeit pills have flooded the illicit drug market; DEA recently reported in a public safety message that "of the fentanyl-laced fake prescription pills analyzed in 2022, six out of ten now contain a potentially lethal dose of fentanyl."¹

Quarter over Quarter:

Overall, fatal overdoses increased slightly by 4.8% over the last quarter. There were zero carfentanil related deaths in quarter 4 of 2022.² There was a slight decrease of 5.2% for persons presenting to emergency departments for suspected drug overdose.³

The majority of other data indicators also decreased from last quarter including opioid prescribing which decreased slightly by 1.6%.⁴ There was a 22.7% decrease in the number of Project DAWN naloxone kits distributed in quarter 4 of 2022.⁵ EMS naloxone administrations decreased by 4.1%.⁶

From October to December 2022, cocaine ranked highest in the number of lab submissions (914) to the Cuyahoga County Regional Forensics Science Lab (CCRFSL), followed by fentanyl (632). Cocaine decreased by 25% and fentanyl decreased by 10% from last quarter, methamphetamine lab submissions also decreased by 29%, and heroin lab submissions decreased by 24% from last quarter.²

Statement from the CCME0:

The CCME0 saw a steady decline of fentanyl and fentanyl analog submissions to the CCRFSL in the second half of 2022. With a high of 266 submissions in March of 2022, we ended the year with 198 submissions of fentanyl in the month of December. The latter half of fentanyl submissions in 2022 mirrored those from 2019, pre-pandemic levels.

Cuyahoga County Board of Health

<https://www.ccbh.net/overdose-data-dashboard/>

Data Sources and Notes:

- 1 DEA Public Safety Alert: <https://www.dea.gov/alert/dea-laboratory-testing-reveals-6-out-of-10-fentanyl-laced-fake-prescription-pills-now-contain>
- 2 Heroin and Fentanyl Related Deaths in Cuyahoga County. December 2022 Update. Cuyahoga County Medical Examiner's Office. Available at https://cuyahogacounty.us/docs/default-source/me-library/heroin-fentanyl-cocaine-deaths/2022/dec2022-heroinfentanyl.pdf?sfvrsn=b9408506_3
- 3 Emergency Department Visits for Suspected Drug Overdose Among Cuyahoga County Residents. EpiCenter. Ohio Department of Health. Data used for this report is accessed by the Cuyahoga County Board of Health. Similar data is available to the public at <https://odh.ohio.gov/know-our-programs/violence-injury-prevention-program/Suspected-OD-Dashboard2>
- 4 Ohio Automated Rx Reporting System. Ohio Board of Pharmacy. Available <https://www.ohiopmp.gov/County.aspx>
- 5 Ohio Department of Health, Violence and Injury Prevention Section - Project DAWN Monthly Distribution Logs. Analyzed by Cuyahoga County Board of Health.
- 6 Ohio EMS. Naloxone Administration Doses, by County. "Naloxone Watch" Available <https://www.ems.ohio.gov/#gsc.tab=0>
- 7 U.S. Customs and Border Protection (CBP) Drug Seizures. Drug Seizure Statistics. <https://www.cbp.gov/newsroom/stats/drug-seizure-statistics>