

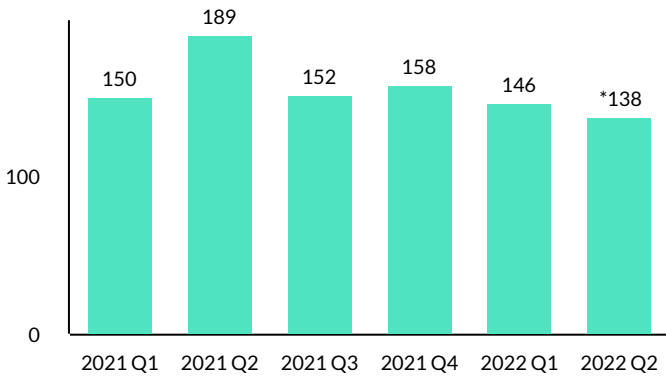
Overdose Data to Action Cuyahoga County, Ohio

Cuyahoga County Board of Health & Begun Center, Case Western Reserve University

Overdose data surveillance is intended to generate insight to drive more effective prevention and response activities by providing timely dissemination of drug overdose related trends.

Overdose Deaths ↓ 5.5%

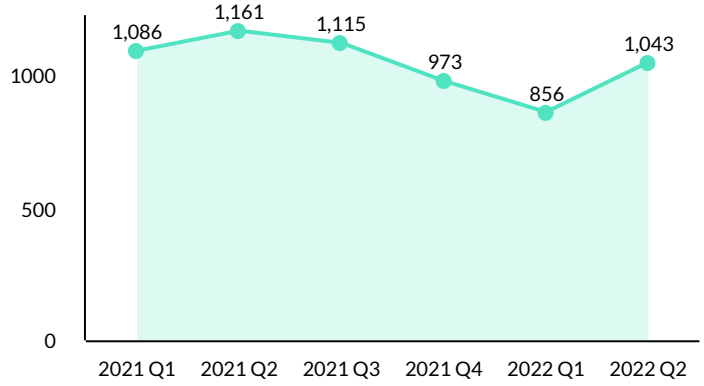
Total Drug Related OD Deaths
Cuyahoga County Medical Examiner's Office Records



*These data are preliminary and subject to change.

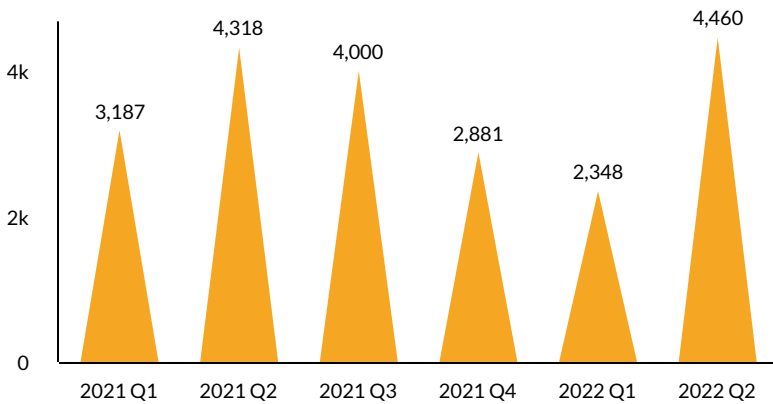
Emergency Room Visits ↑ 21.8%

Suspected Drug ODs in ERs



Project DAWN ↑ 89.9%

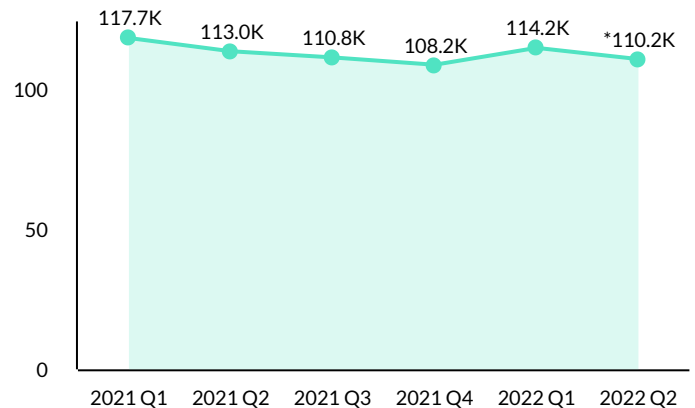
Naloxone Kits Distributed



These data represent state registered Project DAWN programs distributing naloxone in Cuyahoga County. It is not required to register as a Project DAWN program to distribute naloxone in Ohio.

Opioid Prescribing ↓ 3.5%

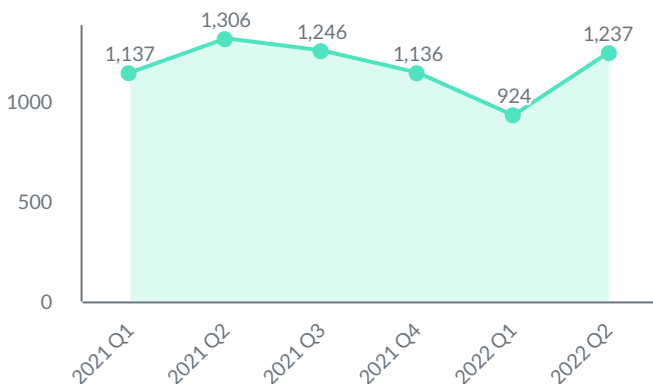
Opioid Prescriptions Dispensed in Cuyahoga County, OH



*The number of opioid prescriptions dispensed will likely increase as data continues to be reported to the Board of Pharmacy

EMS Naloxone ↑ 33.9%

Number of Naloxone Doses Administered



EMS Naloxone administrations are provided by agencies reporting to Ohio EMS

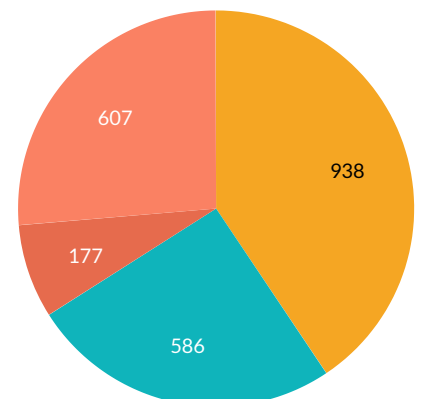
Drug Seizure & Lab Testing

Number of Lab Submissions by Drug Types from April-June 2022

These drug types accounted for 50.9% of all drug lab submissions this quarter

- Cocaine (40.64%)
- Meth (25.39%)
- Heroin (7.67%)
- Fentanyl (26.3%)

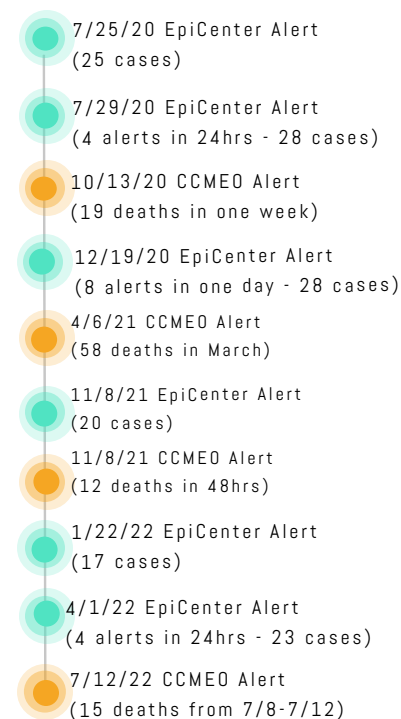
Percentages shown above reflect submissions shown in pie chart (i.e., select drugs only)



Cuyahoga County Medical Examiner's Office Reporting

Overdose Alert Periods

(July 2020 - Present)



The overdose alert periods are a combination of non-fatal overdose anomaly (spike) detections reported by the Cuyahoga County Board of Health, also known as EpiCenter Alerts, and fatal overdose public health alerts issued by the Cuyahoga County Medical Examiner's Office, shown on a timeline



Agency Highlight

The Woodrow Project



<https://thewoodrowproject.com/>

The Woodrow Project is a sober living house in Cleveland Ohio, with a mission to provide a safe, stable, and supportive environment to women in recovery. In April 2022, the Woodrow Project hired a Patient Navigator to assist with continual community outreach and gain knowledge about services provided in Northeast Ohio. The Patient Navigator has worked with 23 women so far, assisting them in crossing barriers that have held them back in the past, and referring them to various resources. One of the many successes the Navigator has helped with includes assisting a resident who had an interest in obtaining their cosmetology license. The resident was unable to receive money through FAFSA, but the Patient Navigator found another pathway to make it possible; the resident now has orientation for cosmetology school scheduled. With transportation being a significant barrier for many people in early recovery, the Navigator has also been able to coordinate over 120 rides in less than 4 months. The Woodrow Project organization is eager to watch the Patient Navigator role continue to unfold and offer further support to women in recovery.



Important Findings / Trends

Increases or decreases are from Q1 2022 to Q2 2022 unless otherwise stated.
2022 data are preliminary and subject to change

Quarter over Quarter:

Overall, fatal overdoses decreased slightly by 5.5% over the last quarter and non-fatal overdoses increased. There were zero carfentanil related deaths in quarter 2 of 2022.¹ There was an increase of 21.8% for persons presenting to emergency departments for suspected drug overdose.²

The majority of other data indicators increased from last quarter except opioid prescribing which decreased by 3.5%.³ There was a 89.9% increase in the number of Project DAWN naloxone kits distributed in quarter 2 of 2022.⁴ EMS naloxone administrations increased by 33.9%.⁵

From April to June 2022, cocaine ranked highest in the number of lab submissions (938) to the Cuyahoga County Regional Forensics Science Lab (CCRFSL), followed by fentanyl (607). While cocaine and fentanyl decreased slightly from last quarter, methamphetamine lab submissions increased by 12.9%, and heroin lab submissions increased by 3% from last quarter. It is important to note that the number of fentanyl lab submissions reported by CCRFSL thus far in 2022 is higher than methamphetamine lab submissions. Methamphetamine submissions surpassed fentanyl submissions in 2020 and remained significantly higher than fentanyl submissions in 2021.

Statement from the CCME0:

"Seven nitazene compounds were emergency scheduled in Ohio by the State of Ohio Board of Pharmacy as schedule 1 controlled substance under rule 4729:9-01-01.2 of the Ohio Administrative Code on April 6, 2022. The seven compounds, butonitazene, etodesnitazene, flunitazene, metonitazene, metodesnitazene, N-pyrrolidino etonitazene, and protonitazene, are considered new synthetic opioids (NSOs), a subset of novel psychoactive substances (NPSs), and are commonly referred to as "nitazenes." Cuyahoga County saw 7 nitazene-related cases in January, 1 in February, 0 in March, and 3 in April. All cases also involved fentanyl."

U.S. Customs and Border Protection (CBP) Drug Seizures:

In July 2022, the CBP reported the highest amount of fentanyl seized in any month; the total reported was approximately 2,130 lbs.⁶

Cuyahoga County Board of Health

<https://www.ccbh.net/overdose-data-dashboard/>

Data Sources and Notes:

- 1 Heroin and Fentanyl Related Deaths in Cuyahoga County. May-June 2022 Update. Cuyahoga County Medical Examiner's Office. Available at https://cuyahogacounty.us/docs/default-source/me-library/heroin-fentanyl-cocaine-deaths/2022/may-june-report.pdf?sfvrsn=c1a38c55_4
- 2 Emergency Department Visits for Suspected Drug Overdose Among Cuyahoga County Residents. EpiCenter. Ohio Department of Health. Data used for this report is accessed by the Cuyahoga County Board of Health. Similar data is available to the public at <https://odh.ohio.gov/know-our-programs/violence-injury-prevention-program/Suspected-OD-Dashboard2>
- 3 Ohio Automated Rx Reporting System. Ohio Board of Pharmacy. Available <https://www.ohiopmp.gov/County.aspx>
- 4 Ohio Department of Health, Violence and Injury Prevention Section - Project DAWN Monthly Distribution Logs. Analyzed by Cuyahoga County Board of Health.
- 5 Ohio EMS. Naloxone Administration Doses, by County. "Naloxone Watch" Available <https://www.ems.ohio.gov/#gsc.tab=0>
- 6 U.S. Customs and Border Protection (CBP) Drug Seizures. Drug Seizure Statistics. <https://www.cbp.gov/newsroom/stats/drug-seizure-statistics>