

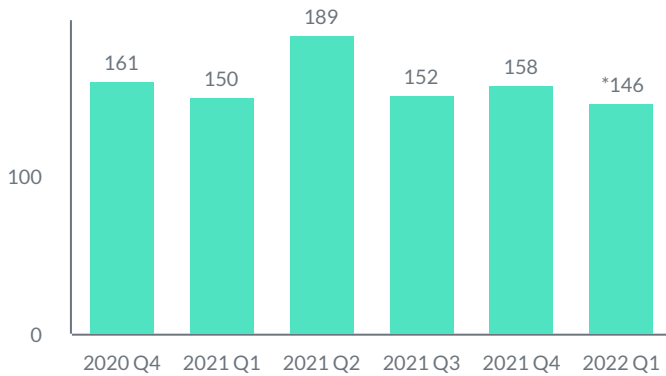
Overdose Data to Action Cuyahoga County, Ohio

Cuyahoga County Board of Health & Begun Center, Case Western Reserve University

Overdose data surveillance is intended to generate insight to drive more effective prevention and response activities by providing timely dissemination of drug overdose related trends.

Overdose Deaths ↓ 8%

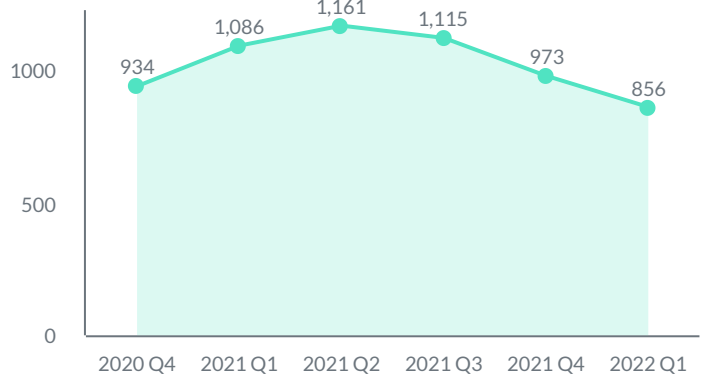
Total Drug Related OD Deaths
Cuyahoga County Medical Examiner's Office Records



*These data are preliminary and subject to change.

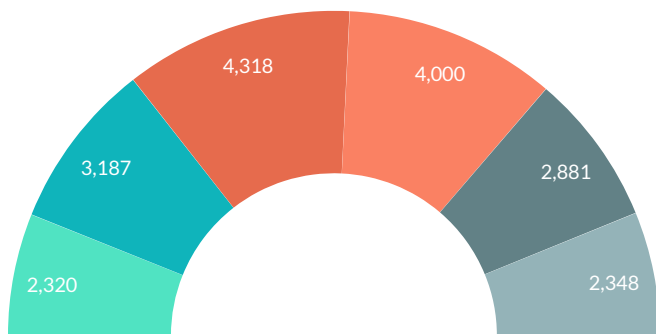
Emergency Room Visits ↓ 12%

Suspected Drug ODs in ERs



Project DAWN ↓ 18.5%

Naloxone Kits Distributed

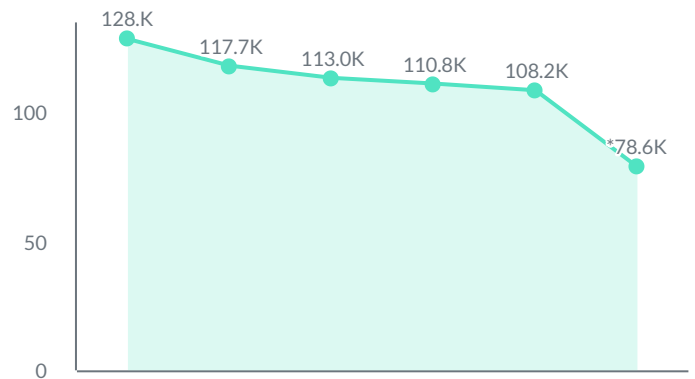


2020 Q4 (12.18%) 2021 Q1 (16.73%) 2021 Q2 (22.66%)
2021 Q3 (20.99%) 2021 Q4 (15.12%) 2022 Q1 (12.32%)

This data represents state registered Project DAWN programs distributing naloxone in Cuyahoga County. It is not required to register as a Project DAWN program to distribute naloxone in the state.

Opioid Prescribing ↓ 27.4%

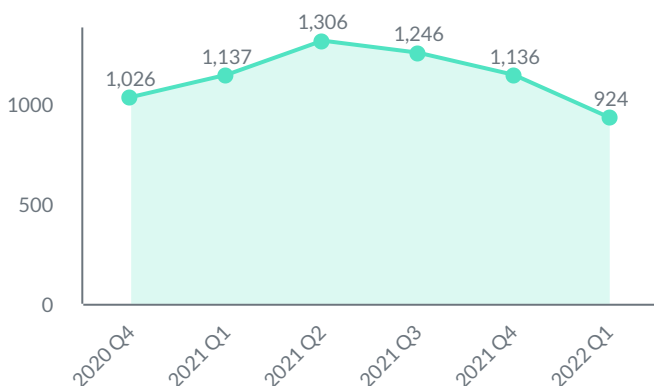
Opioid Prescriptions Dispensed in Cuyahoga County, OH



*The number of opioid prescriptions dispensed will likely increase as data continues to be reported to the Board of Pharmacy

EMS Naloxone ↓ 18.7%

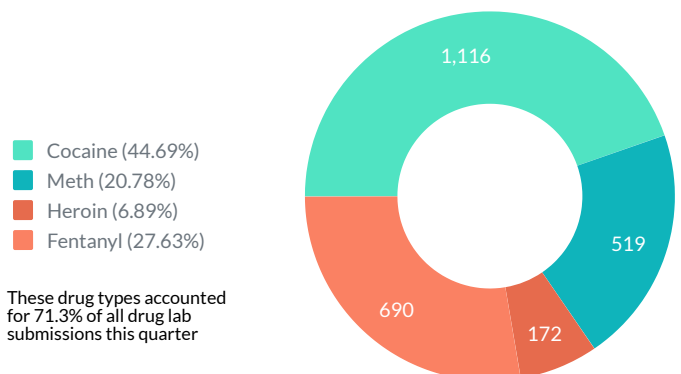
Number of Naloxone Doses Administered



EMS Naloxone administrations are provided by agencies reporting to Ohio EMS

Drug Seizure & Lab Testing

Number of Lab Submissions by Drug Types from January-March 2022

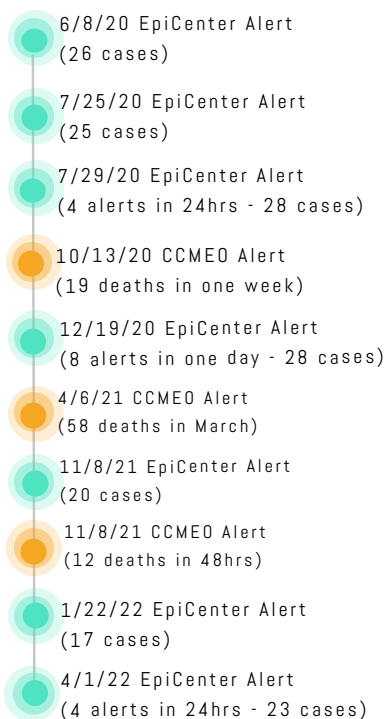


These drug types accounted for 71.3% of all drug lab submissions this quarter

Cuyahoga County Medical Examiner's Office Reporting

Overdose Alert Periods

(June 2020 - Present)



Dashboard Highlight

The National Forensic Laboratory Information System (NFLIS) Dashboard



Link: <https://www.ccbh.net/overdose-data-dashboard/>

In March of 2022, the Begun Center at Case Western Reserve University partnered with the Cuyahoga County Board of Health (CCBH) to develop and make available for the public, the National Forensic Laboratory Information System (NFLIS) dashboard. The NFLIS dashboard was created to better understand drug trends at the national, state, and local levels. This interactive dashboard contains publicly available data (from DEA's NFLIS-Drug) for national, state, and county drug chemistry testing for drugs submitted to forensics laboratories by law enforcement. Testing and monitoring drug submissions by law enforcement helps to inform on current drug supply and demand. The dashboard is accessible through the Cuyahoga County Board of Health's overdose data dashboard website.



Important Findings / Trends

Increases or decreases are from Q4 2021 to Q1 2022 unless otherwise stated.
2022 data are preliminary and subject to change

Quarter over Quarter:

Overall, fatal and non-fatal overdoses decreased slightly over the last quarter. Fatal overdoses decreased by 8%. There were zero carfentanil related deaths in quarter 1 of 2022.¹

There was a decrease of 12% for persons presenting to emergency departments for suspected drug overdose.²

The majority of all other data indicators also decreased from last quarter including opioid prescribing which decreased by 27.4%.³ There was a 18.5% decrease in the number of Project DAWN naloxone kits distributed in quarter 1 of 2022.⁴ EMS naloxone administrations decreased by 18.7%.⁵

From January to March 2022, cocaine ranked highest in number of lab submissions (1,116), followed by fentanyl (690). While heroin and fentanyl increased slightly from last quarter, methamphetamine lab submissions decreased by 50%, and cocaine lab submissions increased by 23% from last quarter. There were zero carfentanil drug seizures in quarter 1 of 2022.¹

Statement from the CCME0:

"With 67 suspected overdose deaths, January 2022 was the highest January on record, continuing the sustained increase in overdose deaths since May of 2020. In 2021, we saw our highest number of cocaine and fentanyl/fentanyl analog combinations in the cause of death drugs, this trend continues in 2022, including January in particular."

National CBP Fentanyl Seizures at Record High:

In April 2022, the U.S. Customs and Border Protection (CBP) reported the highest amount of fentanyl seized in any month; the total reported was approximately 1,300 lbs. Seizures of fentanyl by CBP have consistently and significantly increased over the last three years. In 2019 the average monthly seizure of fentanyl was 259 lbs; in 2020, the average was 611 lbs; and in 2021, the average was 896 lbs. There is a strong correlation between national seizures of fentanyl by CBP and fentanyl-related overdose deaths, both nationally and in Ohio. CBP drug seizure data are reported here: <https://www.cbp.gov/newsroom/stats/drug-seizure-statistics>

Cuyahoga County Board of Health
<https://www.ccbh.net/overdose-data-dashboard/>

Data Sources and Notes:

- 1 Heroin and Fentanyl Related Deaths in Cuyahoga County, March 2022 Update. Cuyahoga County Medical Examiner's Office. Available at https://cuyahogacounty.us/docs/default-source/me-library/heroin-fentanyl-cocaine-deaths/2022/march2022-heroinfentanylreport.pdf?sfvrsn=e81f18b_4
- 2 Emergency Department Visits for Suspected Drug Overdose Among Cuyahoga County Residents. EpiCenter. Ohio Department of Health. Data used for this report is accessed by the Cuyahoga County Board of Health. Similar data is available to the public at <https://odh.ohio.gov/know-our-programs/violence-injury-prevention-program/Suspected-OD-Dashboard2>
- 3 Ohio Automated Rx Reporting System. Ohio Board of Pharmacy. Available <https://www.ohiopmp.gov/County.aspx>
- 4 Ohio Department of Health, Violence and Injury Prevention Section - Project DAWN Monthly Distribution Logs. Analyzed by Cuyahoga County Board of Health.
- 5 Ohio EMS. Naloxone Administration Doses, by County. "Naloxone Watch" Available <https://www.ems.ohio.gov/#gsc.tab=0>