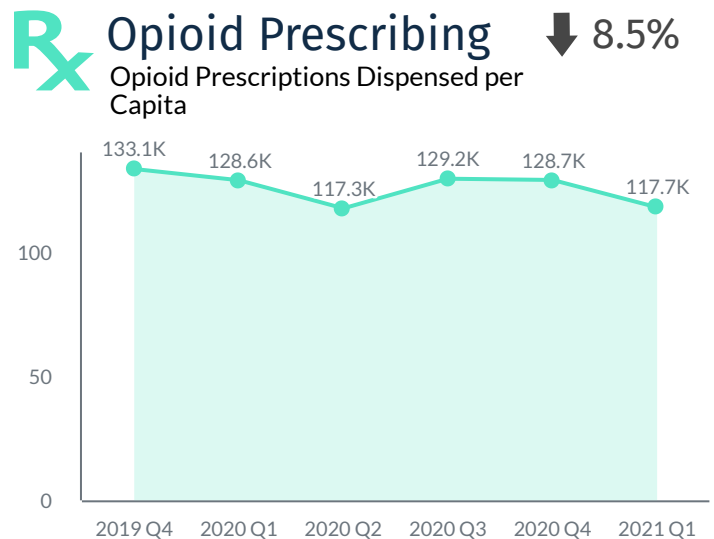
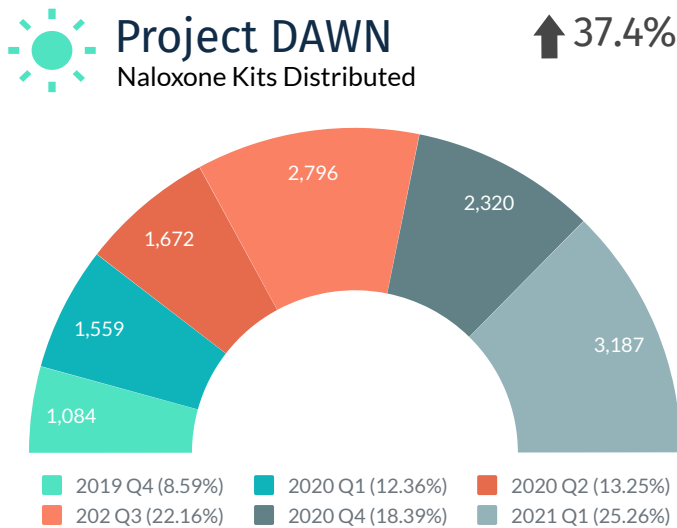
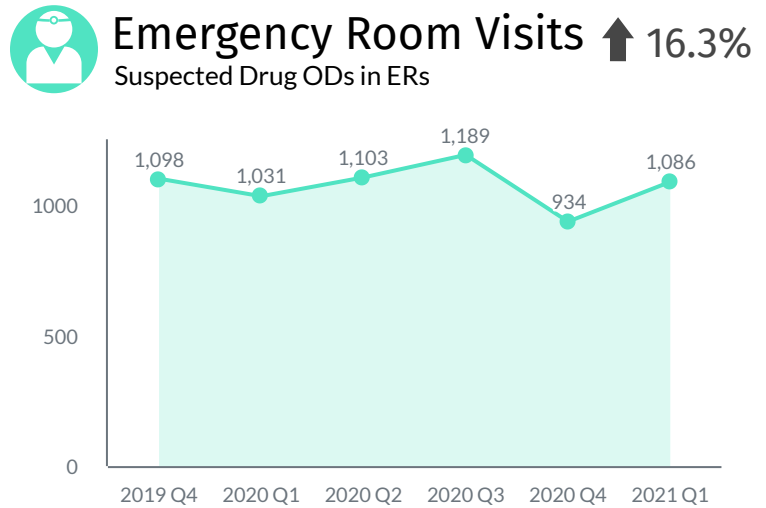
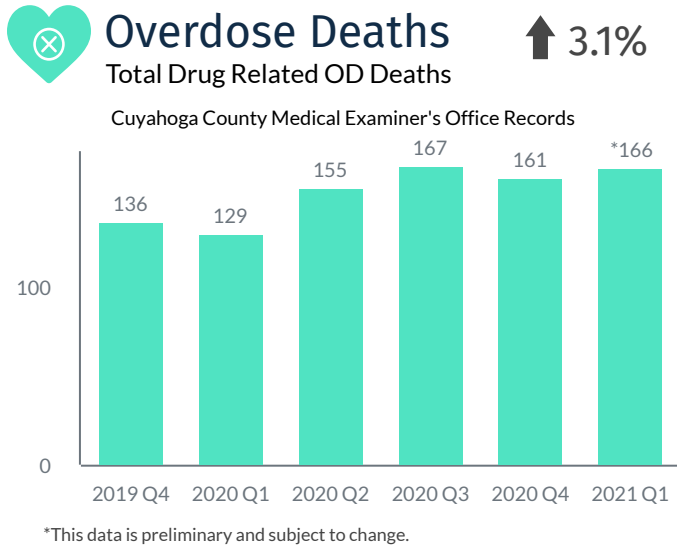


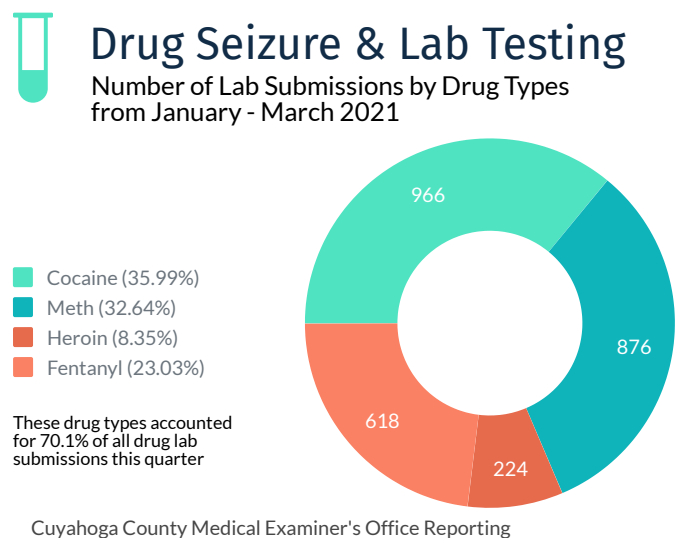
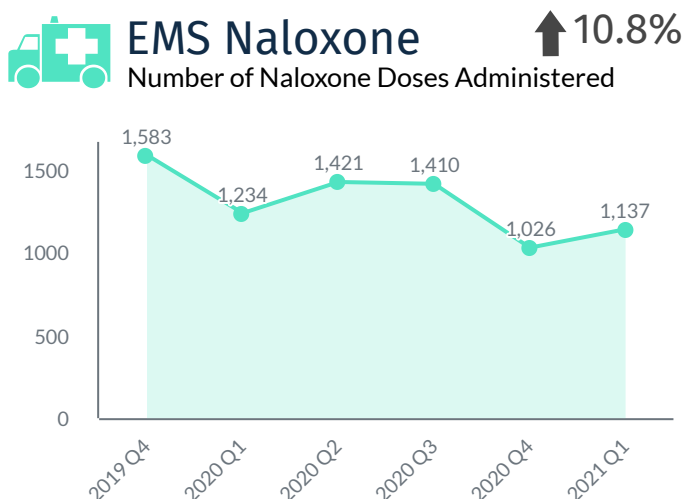
# Overdose Data to Action Cuyahoga County, Ohio

Cuyahoga County Board of Health & Begun Center, Case Western Reserve University











Overdose data surveillance is intended to generate insight to drive more effective prevention and response activities by providing timely dissemination of drug overdose related trends.



Q4 2019 - Q4 2020 data were updated to represent state registered Project DAWN programs distributing naloxone in Cuyahoga County. It is not required to register as a Project DAWN program to distribute naloxone in the state. Q1 2021 and forward will use state Project DAWN distribution data



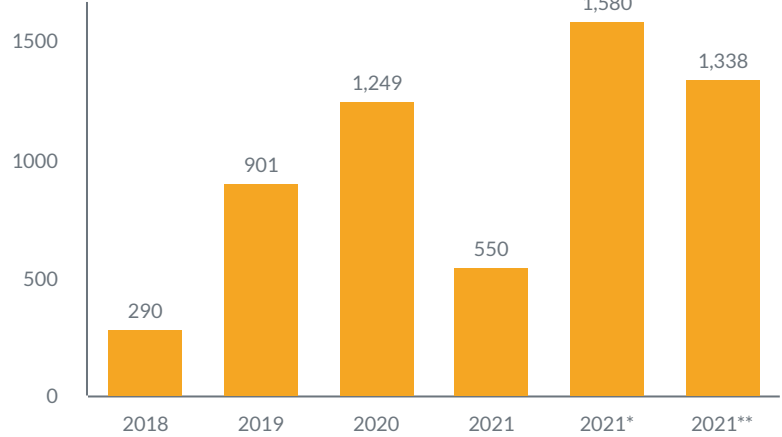
## Overdose Alert Periods (January 2020 - Present)

-  1/15/20 EpiCenter Alert  
(17 cases)
-  2/1/20 EpiCenter Alert  
(23 cases)
-  4/1/20 EpiCenter Alert  
(3 alerts in 24hrs - 20 cases)
-  5/19/20 CCME0 Alert  
(9 deaths in 48hrs)
-  6/8/20 EpiCenter Alert  
(26 cases)
-  7/25/20 EpiCenter Alert  
(25 cases)
-  7/29/20 EpiCenter Alert  
(4 alerts in 24hrs - 28 cases)
-  10/13/20 CCME0 Alert  
(19 deaths in one week)
-  12/19/20 EpiCenter Alert  
(8 alerts in one day - 28 cases)
-  4/6/21 CCME0 Alert  
(69 deaths in March at time of alert)

Note: Epi-alerts are not being administered at this time

## Agency Highlight

Clients Served by Thrive in Cuyahoga County, 2018-2021\*  
\*2021 data are January 1 - April 27, 2021



\*2021 Projection Based on 2021 Data  
\*\*2021 Projection Based on Previous Years Growth Rate

We are highlighting Thrive Peer Support agency this quarter! Thrive served over 1200 clients in 2020 (a 39% increase from 2019). In 2021, they have already served 550 clients and are projected to serve more clients than any previous year.

Thrive is expanding into 6 emergency departments within Cleveland Clinic. They are also organizing 40 events in Cuyahoga County for their Thrive Outreach Tour. This tour focuses on providing peer support, Narcan distribution, filling out Government Performance and Results Act (GPRA) surveys and distributing resources.

For more information about this agency, visit their website at <http://thrivepeersupport.org>



## Important Findings / Trends

Increases or decreases are from Q4 2020 to Q1 2021 unless otherwise stated.  
2020 and 2021 data are preliminary and subject to change

### Quarter over Quarter.

Overall, overdoses, both fatal and non-fatal, increased over the last quarter. Fatal overdoses increased by 3.1%. March of 2021 had a record high 69 deaths in one month and the number of overdose deaths continued to rise in April. There were no carfentanil related deaths in the last quarter.<sup>1</sup>

There was an increase of 16.3% for persons presenting to the emergency departments for suspected drug overdose.<sup>2a,2b</sup>

The majority of all other data indicators increased from last quarter except opioid prescribing which decreased by 8.5%.<sup>3</sup> Quarter 1 2021 includes Project DAWN distribution data for state registered ODH programs. There was a 37.4% increase in the number of naloxone kits distributed.<sup>4a,4b</sup> EMS naloxone administrations increased by 10.8%.<sup>5</sup>

From January to March 2021, cocaine ranked highest in number of lab submissions (966) followed by methamphetamine (876). While cocaine increased slightly from last quarter, methamphetamine lab submissions increased by 19.8% from last quarter. There were zero carfentanil drug seizures last quarter.<sup>1</sup>

### Statement on the CCME0 April 6th Alert for March Deaths:

March 2021 was a record setting month for Cuyahoga County. There were overdoses involving fentanyl and cocaine, but no carfentanil. There may be a confluence of factors associated with the increase in overdose deaths that requires further study and assessment.

Cuyahoga County Board of Health  
<https://www.cbh.net/overdose-data-dashboard/>

### Data Sources and Notes:

1 Heroin and Fentanyl Related Deaths in Cuyahoga County. March 2021 Update. Cuyahoga County Medical Examiner's Office. Available <http://medicalexaminer.cuyahogacounty.us/en-US/CC-Herooinitiative.aspx>

2a Emergency Department Visits for Suspected Drug Overdose Among Ohio Residents Ages 11 Years and Older. EpiCenter. Ohio Department of Health. Data used for this report is accessed by the Cuyahoga County Board of Health. Similar data is available to the public at <https://odh.ohio.gov/wps/portal/gov/odh/know-our-programs/violence-injury-prevention-program/Suspected-OD-Dashboard2>

2b Emergency Department Visits for Suspected Drug Overdose. ESSENCE. Ohio Department of Health. In 2021, ODH switched to a new syndromic surveillance system, ESSENCE. ESSENCE data were used for quarter 1, 2021 and will be used moving forward. ESSENCE data should be interpreted cautiously as the transition from EpiCenter to ESSENCE is still ongoing and historical data have not been added. Data used for this report is accessed by the Cuyahoga County Board of Health.

3 Ohio Automated Rx Reporting System. Ohio Board of Pharmacy. Available <https://www.ohiopmp.gov/County.aspx>

4a Project DAWN. MetroHealth Office of Opioid Safety. Available <https://www.metrohealth.org/office-of-opioid-safety>

4b Ohio Department of Health, Violence and Injury Prevention Section - Project DAWN Monthly Distribution Logs. Analyzed by Cuyahoga County Board of Health.

5 Ohio EMS. Naloxone Administration Doses, by County. "Naloxone Watch" Available <https://www.ems.ohio.gov/#gsc.tab=0>