

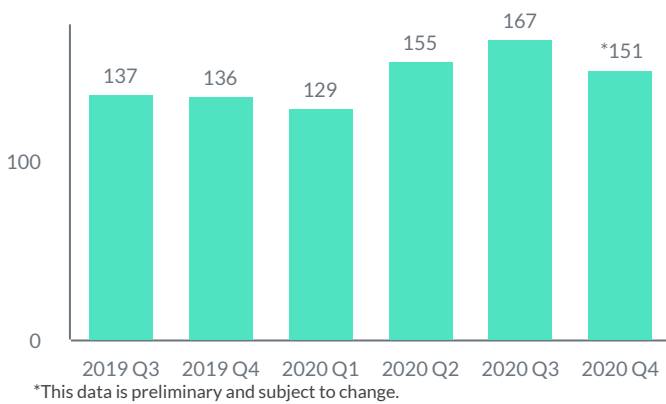
Overdose Data to Action Cuyahoga County, Ohio

Cuyahoga County Board of Health &
Begun Center, Case Western Reserve University

Overdose data surveillance is intended to generate insight to drive more effective prevention and response activities by providing timely dissemination of drug overdose related trends.

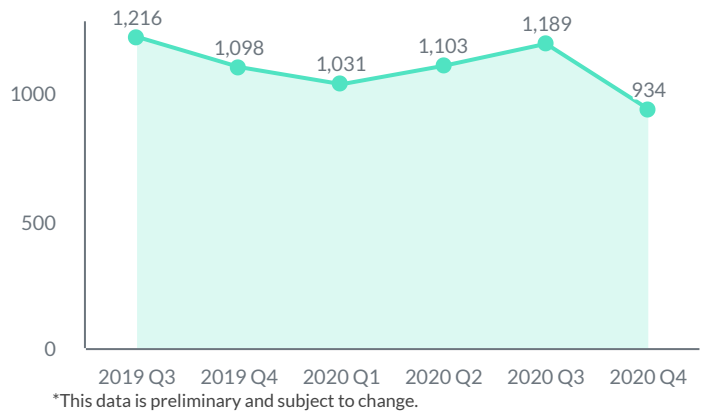
Overdose Deaths ↓ *9.6%

Total Drug Related OD Deaths
Cuyahoga County Medical Examiner's Office Records



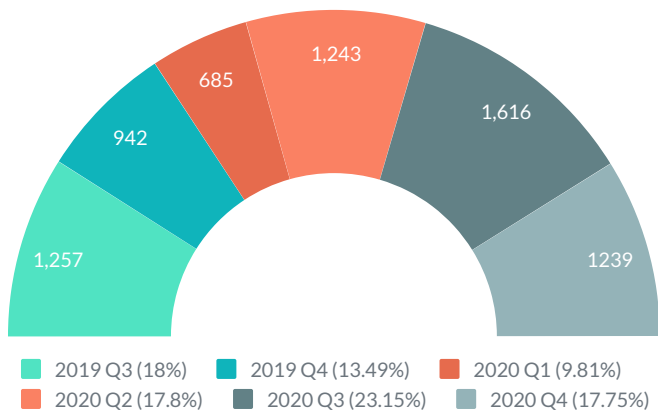
Emergency Room Visits ↓ 21.4%

Suspected Drug ODs in ERs



Project DAWN ↓ 23.3%

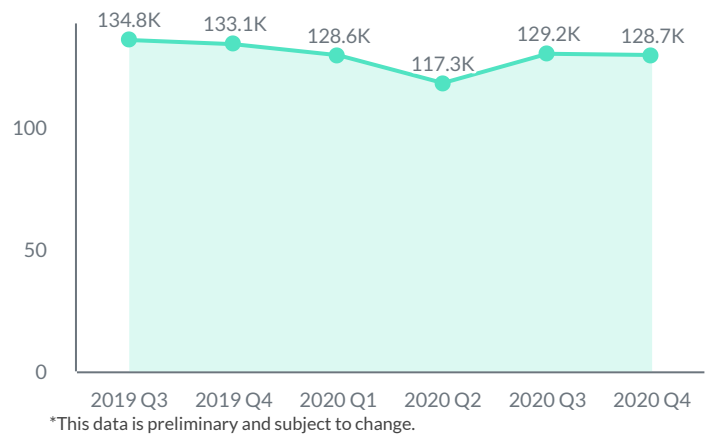
Naloxone Kits Distributed



This data is solely representative of MetroHealth Project DAWN distribution; MetroHealth is not the only naloxone distribution provider in Cuyahoga County. We hope to incorporate countywide Project DAWN data in future publications.

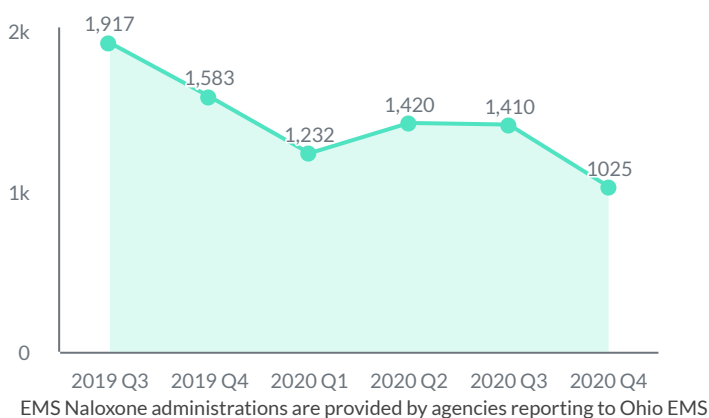
Opioid Prescribing ↓ *0.4%

Opioid Doses Dispensed per Capita



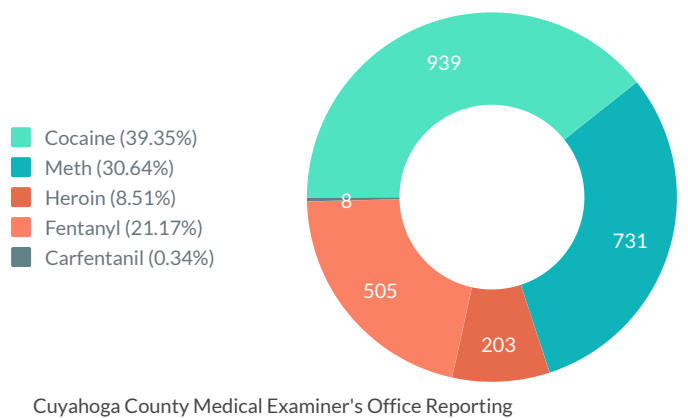
EMS Naloxone ↓ 27.3%

Number of Naloxone Doses Administered



Drug Seizure & Lab Testing

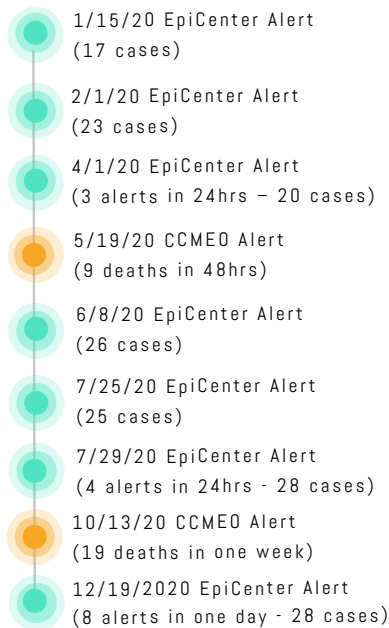
Number of Lab Submissions by Drug Type from
October - December 2020





Overdose Alert Periods

(January 2020 - Present)



Now Live

The Cuyahoga County Overdose Data Dashboard

Link: <https://www.ccbh.net/overdose-data-dashboard/>

The Overdose Data Dashboard will be available for public use in February 2021. The dashboard contains a variety of data that help inform our community about the ongoing drug overdose epidemic. Data includes overdose death information, naloxone administration by EMS, naloxone distribution by Project DAWN, some limited prescription drug data and overdoses reported by hospital systems. The Cuyahoga County Board of Health is glad to partner with the Begun Center, Case Western Reserve University, to make this educational and informational interactive tool available to the public. The dashboard will be accessible through the Cuyahoga County Board of Health's website.



Important Findings / Trends

Increases or decreases are from Q3 2020 to Q4 2020 unless otherwise stated.

Quarter over Quarter, and Year over Year.

Since 2014, overdose deaths have declined from quarter 3 (Jul-Sep) to quarter 4 (Oct-Dec) in every year but 2016, when drug-related deaths were on a sharp incline that didn't drop until after the summer of 2017.¹ Following the normal quarterly trend, *all key indicators declined in the last quarter.*

A review of 2019 vs. 2020 data shows that emergency department visits for overdose, opioid prescriptions and naloxone doses administered by EMS all decreased from 2019 to 2020.^{2,3,4} However, **two key indicators showed increases** from 2019 to 2020: Overdose deaths increased from 582 to an estimated 602 (3.4% increase) and *Project DAWN (naloxone kit) distribution increased from 4,230 to 4,783 (13% increase).^{1,5}

*Project DAWN distribution data is for MetroHealth only.

Drug Lab Submissions.

1. Methamphetamine was the **ONLY** major illicit drug to increase from 2019 to 2020, according to lab submissions. Methamphetamine drug lab testing increased from 1,372 to 2,494 (increase of 82%) from 2019 to 2020.
2. Carfentanil related deaths and drug seizures gradually declined to zero over the year. **WARNING: If carfentanil returns to Cuyahoga County we could see a surge in overdose deaths.**



Did you know? Synthetic Marijuana, aka "K2", "spice".

According to the most recent OSAM report, synthetic marijuana is extremely accessible in the Cleveland area. Participants surveyed said that it is "typically cut with acetone" and "people smoke it because it doesn't show up in their system" during drug screens. Synthetic Marijuana can cause psychotic effects (extreme anxiety, confusion, paranoia, hallucinations, violent behavior and suicidal thoughts). Serious reactions need emergency treatment and may require response from law enforcement.⁶

Cuyahoga County Board of Health
<https://www.ccbh.net/overdose-data-dashboard/>

Sources:

1 Heroin and Fentanyl Related Deaths in Cuyahoga County, September 2020 Update. Cuyahoga County Medical Examiner's Office. Available <http://medicalexaminer.cuyahogacounty.us/en-US/CC-HerooinInitiative.aspx>

2 Emergency Department Visits for Suspected Drug Overdose Among Ohio Residents Ages 11 Years and Older. EpiCenter. Ohio Department of Health. Data used for this report is accessed by the Cuyahoga County Board of Health. Similar data is available to the public at <https://odh.ohio.gov/wps/portal/gov/odh/know-our-programs/violence-injury-prevention-program/Suspected-OD-Dashboard2>

3 Ohio Automated Rx Reporting System. Ohio Board of Pharmacy. Available <https://www.ohiopmp.gov/County.aspx>

4 ProjectDAWN. MetroHealth Office of Opioid Safety. Available <https://www.metrohealth.org/office-of-opioid-safety>

5 Ohio EMS. Naloxone Administration Doses, by County. "Naloxone Watch" Available <https://www.ems.ohio.gov/#gsc.tab=0>

6 Ohio Substance Abuse Monitoring Network (OSAM). Available <https://mha.ohio.gov/Researchers-and-Media/Workgroups-and-Networks/Ohio-Substance-Abuse-Monitoring-Network/Drug-Trend-Reports>