

# Cuyahoga County COVID-19 Report — July 3, 2020

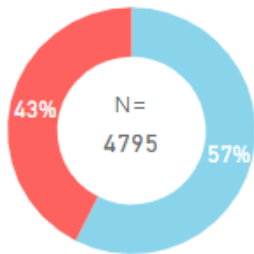
## Cuyahoga County Board of Health Jurisdiction Data

Case Overview			Weekly Trends	
Total Cases	4888	100.0%	New Cases Reported	▲ More than previous week
Lab-confirmed	4201	85.9%	New Deaths Reported	▲ More than previous week
Probable	687	14.1%	New Recovered Reported	▲ More than previous week
Total Hospitalizations	671	13.7%		
Total ICU Admissions	188	3.8%		
Total Deaths	308	6.3%		
Lab-confirmed	289	5.9%		
Probable	18	0.4%		
Total Recovered	1602	32.8%		

### Case Demographics

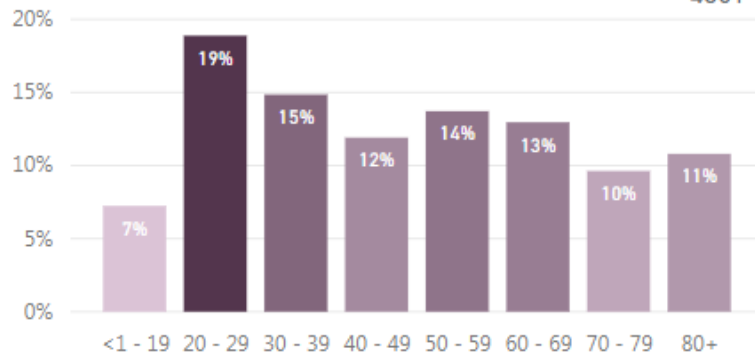
#### Sex

● Female ● Male

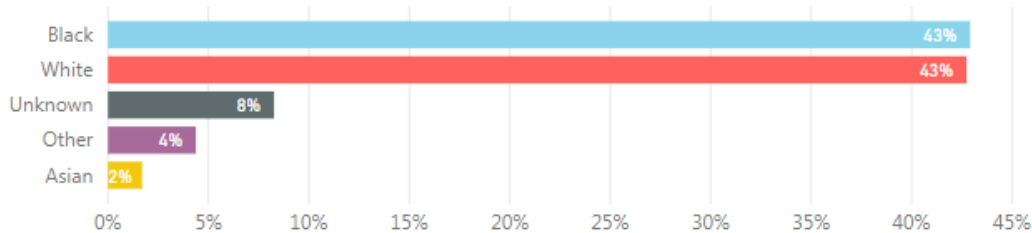


#### Age Group

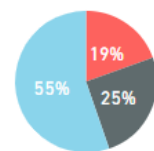
N= 4861



#### Race

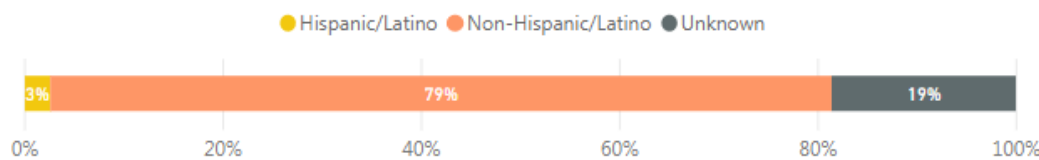


#### Health Care Worker

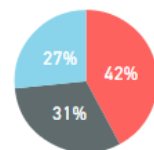


● Yes ● Unknown ● No

#### Ethnicity

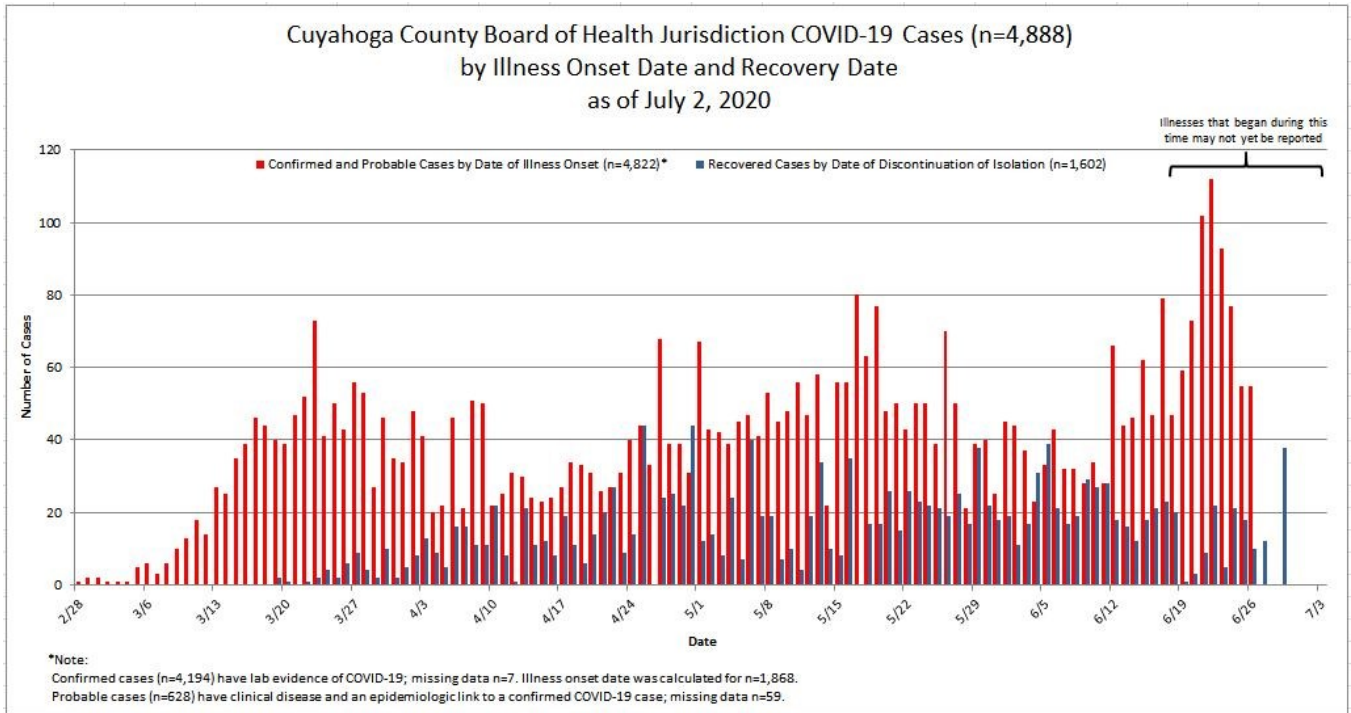


#### Pre-Existing Condition

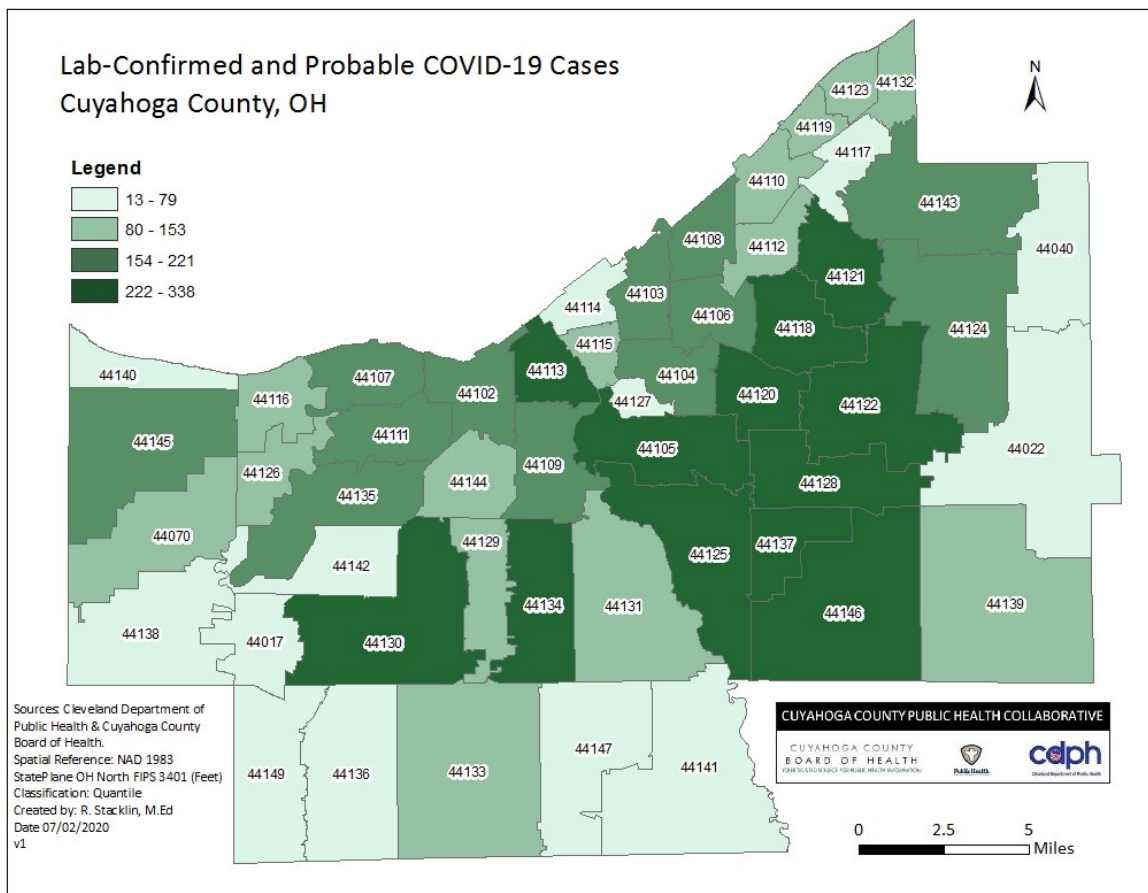


● Yes ● Unknown ● No

# Epi Curve



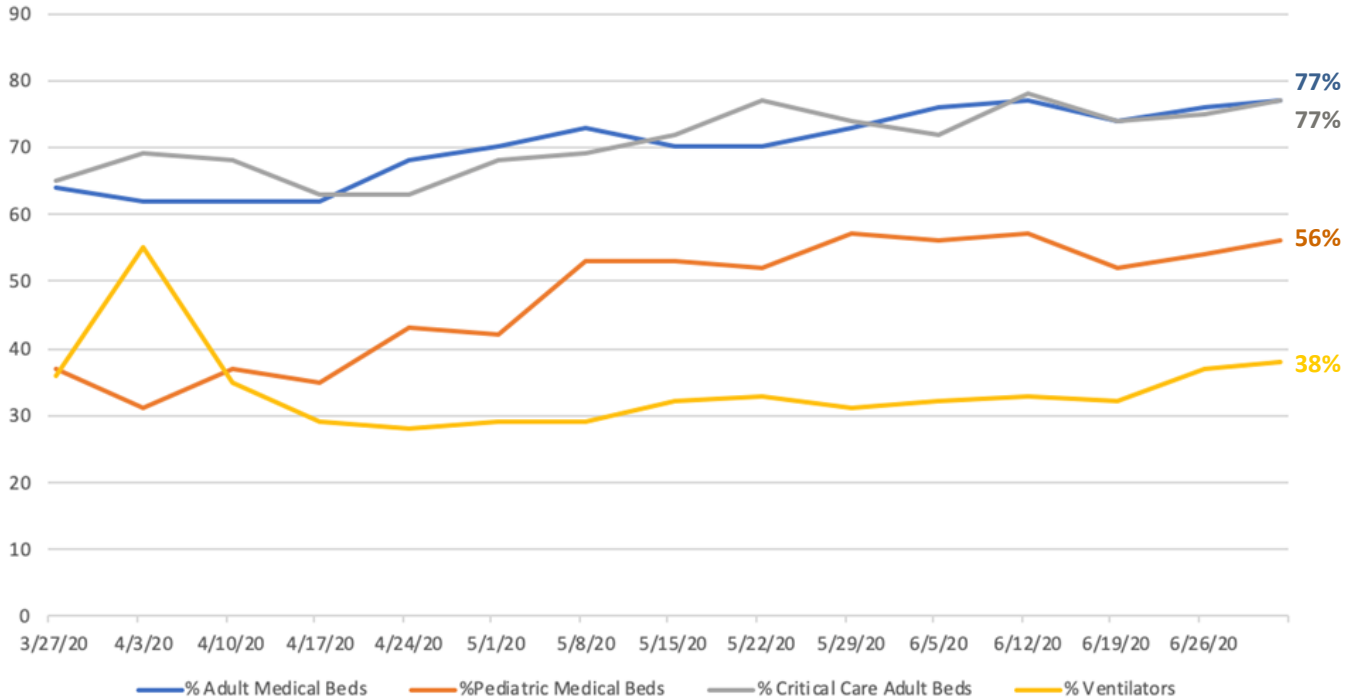
## Map of COVID-19 cases in Cuyahoga County (including City of Cleveland) by ZIP Code



# Cuyahoga County Hospital Data

## Utilization

Cuyahoga County Hospital Utilization  
as of July 2, 2020



## Testing

### PCR Testing for SARS-CoV-2 via Cuyahoga County hospital facilities

June 2020 (inclusive)

Reporting Week	Total Tests	% Positive
5/27-6/2	15,349	5.0%
6/3-6/9	13,326	3.7%
6/10-6/16	15,967	2.7%
6/17-6/23	20,322	3.7%
6/24-6/30	20,489	5.9%

### Report Notes:

Analyses were conducted week of 6/28/2020 by R. Stacklin, S. Szabo, T. Khaled, S. Smith, & H. Gullett. All data are preliminary and subject to change as additional information is reported.

CUYAHOGA COUNTY  
BOARD OF HEALTH  
YOUR TRUSTED SOURCE FOR PUBLIC HEALTH INFORMATION

5550 Venture Drive Parma, Ohio 44130  
216-201-2000 www.ccbh.net